

Chadsmead Primary Academy - Curriculum Overview - Nursery

In Nursery, we teach 'mini units' linked to the prime and specific areas of the development matters. The mini units incorporate both child-led and adult-led activities. Within Early Years we plan and adapt activities depending on the children's interest, therefore, some of the mini units may change or be extended depending on the children's interest at that particular time. For more detail on each of the mini units, see below.

Some subjects are taught standalone, but are still structured in a similar way which include child-led and adult-led activities. Details of these subjects are also shown below.

Please see additional document 'Subject Coverage in the EYFS Curriculum' for full coverage linked to each subject area.

Chadsmead Primary Academy - Curriculum Overview – Nursery

Mini Units


Autumn 1

How am I special?



Children will take part in activities to explore what makes them and their friends special. They will learn about what they were like as a baby.

The Colour Monster




Autumn 2

Which people help us?



Learning about different emergency services in our community and how they help us. Children will also learn about the roles of different adults in school.

Mog and the V.E.T




Which rhyme shall we choose?



Children will learn different rhymes and explore their patterns and rhythms. They will explore role-playing and retelling familiar rhymes.

Ladybird Favourite Nursery Rhymes



Chadsmead Primary Academy - Curriculum Overview - Nursery

Mini Units

Spring 1

Spring 2

What happens in winter?

Can you imagine?

What can we see when we look at the sky?

How does your garden grow?



Learning about winter and how some animals hibernate. We will explore our own bedtime routines.

What will you be? A princess? A knight in shining armour? Or a swashbuckling pirate? We will ignite the children's imaginations.

Learning about the planets and how people travel to space. Children will have the opportunity to create their own rocket.





Learning how plants grow and their life cycle. Hunting for minibeasts in the forest and identifying symmetrical patterns on butterflies and ladybirds.

Don't wake the bear!

Pirate Pete

The Way Back Home

Jasper's Beanstalk



Chadsmead Primary Academy - Curriculum Overview – Nursery

Mini Units

Summer 1

Summer 2

What is a farm?

What is it like in the rainforest?

What can we do on holiday?



Learning about which animals we will find on a farm and the job of a farmer.




Learning about which animals live in the rainforest/jungle. We will learn how to draw a jungle animal and how to look after our rainforests.

Children will share their own holiday experiences and discuss what we need to pack when we go on holiday. We will also learn about the different types of holiday and how we get there.

The Snail and the Whale

A Squash and a Squeeze

Rumble in the Jungle



Chadsmead Primary Academy - Curriculum Overview - Nursery

		Standalone Subjects					
		Autumn 1	Autumn 2	Spring 1	Spring 2	Summer 1	Summer 2
Curriculum Unit		How am I special?	Which people help us? Which rhyme shall we choose?	What happens in winter? Can you imagine?	What can we see when we look at the sky? How does your garden grow?	What is a farm? What is it like in the rainforest?	What can we do on holiday?
Reading Texts		The Colour Monster A selection of other picture books	Mog and the V.E.T Nursery Rhymes A selection of other picture books	Don't wake the bear! A selection of other picture books	The way back home Jasper's Beanstalk A selection of other picture books	A squash and a squeeze Rumble in the jungle A selection of other picture books	A selection of other picture books
Maths	YN	<p>Explore colour and colour mixing</p> <p>Make comparisons between objects relating to size</p> <p>Compare sizes using gestures and language: 'bigger/little/small'</p> <p>Talk about and explore 2D shapes using informal and mathematical language sides, corners, straight, flat</p>	<p>Develop fast recognition of up to 3 objects, without having to count them individually ('subitising').</p> <p>Say one number for each item in order: 1,2,3,4,5.</p> <p>Know that the last number reached when counting a small set of objects tells you how many there are in total</p> <p>Show 'finger numbers' up to 5.</p> <p>Notice and correct an error in a repeating pattern.</p> <p>Consolidation – Sorting and Matching Consolidation - Counting Consolidation - Pattern</p>	<p>Develop fast recognition of up to 3 objects, without having to count them individually ('subitising') Show 'finger numbers' up to 5</p> <p>Say one number for each item in order: 1,2,3,4,5.</p> <p>Know that the last number reached when counting a small set of objects tells you how many there are in total ('cardinal principle').</p> <p>Link numerals and amounts: for example, showing the right number of objects to match the numeral, up to 5.</p> <p>Experiment with their own symbols and marks as well as numerals.</p> <p>Talk about and explore 2D and 3D shapes (for example, circles, rectangles, triangles and cuboids) using informal and mathematical language: 'sides', 'corners'; 'straight', 'flat', 'round'</p>	<p>Recite numbers past 5 Know that the last number reached when counting a small set of objects tells you how many there are in total ('cardinal principle').</p> <p>Link numerals and amounts: for example, showing the right number of objects to match the numeral, up to 5.</p> <p>Make comparisons between objects relating to size, length, weight and capacity.</p> <p>Consolidation – Length Consolidation – Mass Consolidation – Capacity</p>	<p>Make comparisons between objects relating to size, length, weight and capacity.</p> <p>Understand position through words alone for example, "The bag is under the table," with no pointing.</p> <p>Compare quantities using language: 'more than', 'fewer than'</p> <p>Talk about and explore 2D and 3D shapes (for example, circles, rectangles, triangles and cuboids) using informal and mathematical language: 'sides', 'corners'; 'straight', 'flat', 'round'</p> <p>Consolidation - Sequencing. Consolidation - Position Consolidation – More or Fewer</p>	<p>Explore the composition of numbers to 10.</p> <p>Recite numbers past 5.</p> <p>Know that the last number reached when counting a small set of objects tells you how many there are in total ('cardinal principle')</p> <p>Link numerals and amounts: for example, showing the right number of objects to match the numeral, up to 5</p> <p>Solve real-world mathematical problems with numbers up to 5</p> <p>Consolidation – Shape Patterns Consolidation – More or Fewer Consolidation – What Comes Before or After? Consolidation – Composition</p>
Religion and World Views		Stories from religions	Puddles and the Christmas Play	Puddles and the Christening Splash!	Heaps of hats and clothes to wear	Seven new kittens/ The baby birds(A story from Islam)	The Tiny Ants (A story from Islam)
Music		Let's Be Friends	Travel and Movement	This is Me	Animal Tea Party	I've Got Feelings	Let's Jam
PSHE		Being Me in my World	Celebrating Difference	Dreams & Goals	Healthy Me	Relationships	Changing Me