

Mathematics

Investigating multiplication patterns

Worksheet

Mr Ward



Warm up - Missing values

Can you complete the calculations?

$$6 \times \square = 24$$

$$\square = 12 \times 9$$

$$72 \div \square = 6$$

$$\square = 6 \times 7$$

$$\square \times 8 = 88$$

$$60 \div \square = 12$$

$$3 = \square \div 12$$

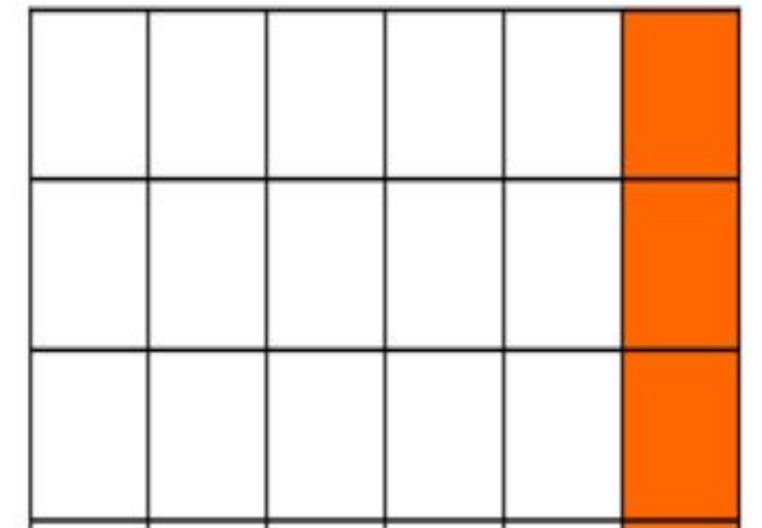
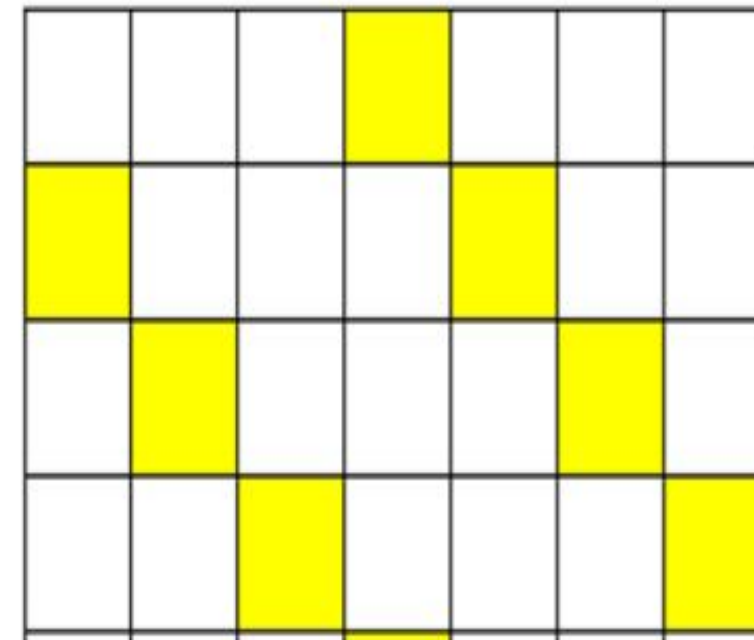

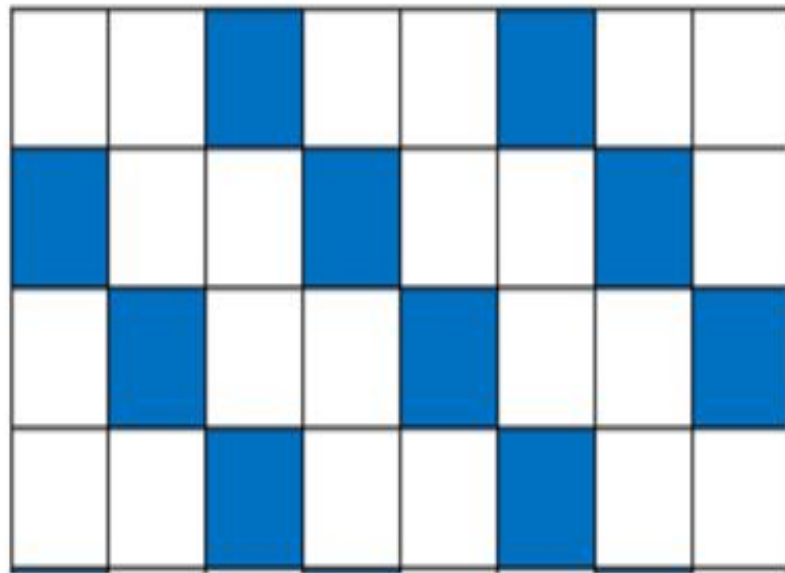
$$\square \times 3 = 18$$



Talk Task - Mixed up grids

1. Look carefully at the grids shown.
2. Identify and discuss which multiplication grids they represent.
3. Can you create your own examples?

What multiplication table does each grid show? Why does it look different?



Blank grids for talk task



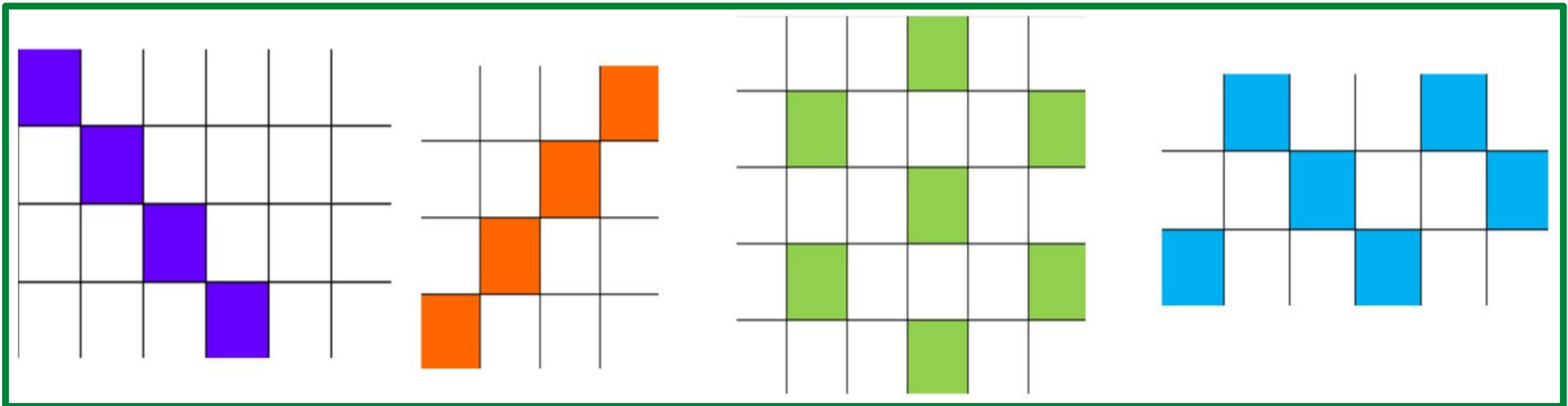
Identifying multiplication patterns.

Here are some parts of various grids.



This time you cannot see the edges.

Can you identify what tables on what grids could have been used?

There might be more than one answer...or there might not be!



Blank grids



Challenge Slide

How many different ways can you complete the multiplications shown below?

$$\blacksquare \div \blacksquare = 12$$

$$\blacksquare \div \blacksquare = 60$$

$$\blacksquare \div \blacksquare = 36$$

$$\blacksquare \div \blacksquare = 52$$

$$\blacksquare \div \blacksquare = 48$$

$$\blacksquare \div \blacksquare = 100$$

