

Learning to create a list of ingredients.

Remember to:

- write your list with one item on each line (like a shopping list)

Create a list of all the food items you like to eat. Not meals like pizza or chips that you cook but single items e.g. cheese, ham,

Here are some ideas:

e.g.

chocolate spread

marmite

jam

tuna

ham

cucumber

tomatoes

rainbow sprinkle


mini marshmallows

cheese

cheese spread

lettuce

chocolate buttons




Learning to plan our own instructions.

Remember to:

Include

- Time conjunctions, imperative verbs and adverbs.
- Title, sub-titles and introduction.
- New ingredients

What do we need to include in a set of instructions?



We are going to be creating our own set of instructions.

We will still be making a sandwich.

It will still be a disgusting sandwich, but with things that we CAN eat.

Lets' think of things we LIKE to have on a sandwich. Think back to your list.


If we had cheese, what kind of things do we USUALLY eat with cheese?

Today we are going to think about sandwich ingredients that do not USUALLY go together. That's how we will create a disgusting sandwich.

You can choose 4 of the ingredients for your instructions.

Take a look at the plan to see where we are going to list the ingredients.

You are not writing your instructions yet, you are planning your ideas.

How	
What	
chocolate spread	
grated cheese	
cucumber	
rainbow sprinkles	
What	
First spread chocolate	Imperative verbs
Next slice cucumber	
Then place	
After that sprinkle cheese	
Following that carefully shake	adverbs

introduction

sub-title

list of ingredients

title

illustrations

sub-title

list of instructions

Imperative verbs

time conjunctions

adverbs



Learning to write our invented instructions.

Remember to:

- Use your plan.
- Include a title, sub-titles and introduction.
- Include time conjunctions, imperative verbs and adverbs.
- Include punctuation.

Just as we have done before, you will now write your instructions independently using your plan to guide your writing.

Think about how instructions should look and how you are presenting your work to the reader.



Learning to read and follow
our invented instructions.

Remember to:

- Read carefully.
- Collect your ingredients.
- Follow the instructions one at a time in the correct order.

Make your disgusting sandwich by following your instructions one by one.

Then you can eat it!



Learning to evaluate your instructions.

Remember to:

Read your instructions

Decide how easy they were to follow

Think about what you would change

