

# Dreams & Goals



Learning to tell you how I  
learn best



goal



process



dreams

learning

stepping stones



### For Me (Dreams and Goals)

**VERSE 1:**  
I,  
I will be,  
I will be,  
Be the best that I can be.  
Yes you'll see,  
I will be,  
Be the best that I can be.  
Take your turn, you can do it too.

**BRIDGE:**  
Driving forward,  
Taste the passion.  
I can see it,  
I'm in pole position.

**CHORUS:**  
I know to reach the top that  
I must climb,  
I must climb way up high,  
I'm gunna' reach the sky.  
I will, I can,  
I'm moving on with hope.  
Don't look back,  
Don't look back,  
Don't look back, see,  
I'm doing this for me.

### FOR ME (Dreams and Goals)

**VERSE 2:**  
I,  
I can be,  
I can be,  
Be the best that I can be.  
Yes you'll see,  
I can be,  
Be the best that I can be.  
Take your turn, you can do it too.

**BRIDGE 2:**  
Take that first step,  
Make it happen.  
Seize this moment,  
That's what dreams and goals  
are made of.

**CHORUS**  
**BRIDGE 1+2**

That's what dreams are  
**CHORUS**  
**BRIDGE 1+2**

That's what dreams are

**CHORUS**  
Future doctors,  
Future actors,  
Future teachers,  
Let's all sing it together.  
Future pilots,  
And the writers,  
Future chefs,  
And future fire fighters.  
We're the laughers,  
We're the smilers.  
The future's bright,  
Now let's all sing this together.

**CHORUS**

**FUTURE**  
(Dreams and Goals)

**VERSE 2:**

I,  
I can be,  
I can be,  
Be the best that I can be.  
Yes you'll see,  
I can be,  
Be the best that I can be.  
Take your turn, you can do it too.

**BRIDGE 2:**

Take that first step,  
Make it happen.  
Seize this moment,  
That's what dreams and goals  
are made of.

**CHORUS**

**BRIDGE 1+2**

That's what dreams are

**CHORUS**

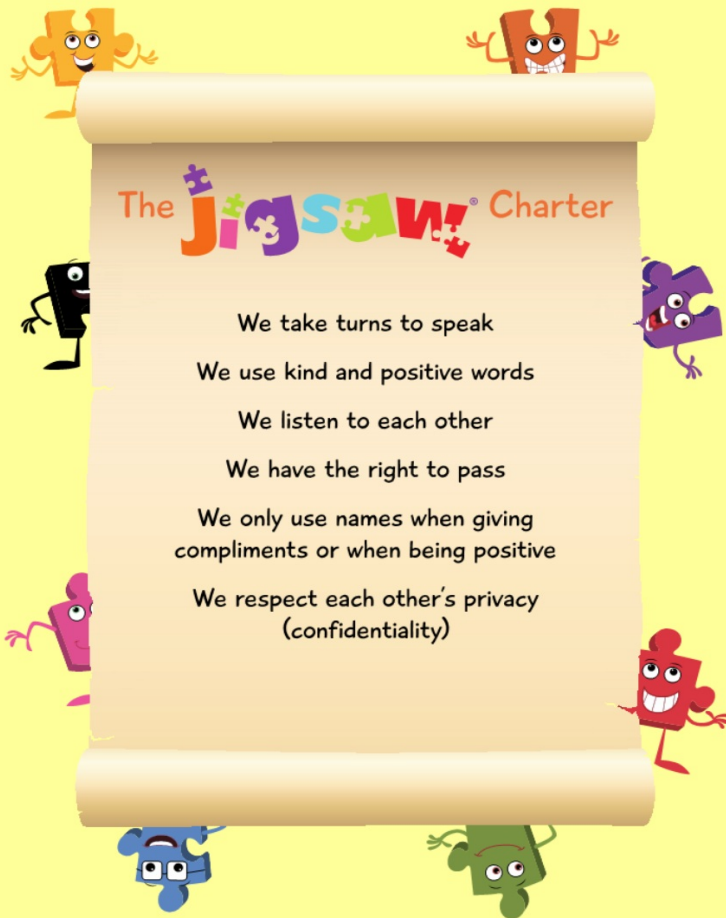
**BRIDGE 1+2**

That's what dreams are

**CHORUS**

Future doctors,  
Future actors,  
Future teachers,  
Let's all sing it together.  
Future pilots,  
And the writers,  
Future chefs,  
And future fire fighters.  
We're the laughers,  
We're the smilers.  
The future's bright,  
Now let's all sing this together.

**CHORUS**



## The Jigsaw! Charter

We take turns to speak

We use kind and positive words

We listen to each other

We have the right to pass

We only use names when giving  
compliments or when being positive

We respect each other's privacy  
(confidentiality)

## Connect Us

### There's a space on my right...

Leave one space and the child next to it says, "There's a space on my right and I'd like to invite... to sit in it". The named child moves into the space. There is now a new space and the child next to it says, "There's a space on my right and I would like to invite... to sit in it" and so on.

## *Calm Me*



Open My Mind

What do you think the song  
means?



# Tell Me or Show Me

The goal today is to make a jam sandwich.  
The pieces of paper are stepping stones.  
Each step is a step towards the goal.  
A sandwich doesn't suddenly appear, it has to  
be made and making it is a step by  
step process. Can you give me step by  
step instructions to make a jam  
sandwich?



A series of five empty rectangular boxes arranged in a descending staircase pattern from top-right to bottom-left, intended for writing step-by-step instructions.

## Let Me Learn

How did we learn to make the jam sandwich?

Watching?

Listening?

A mixture  
of all three?

Doing?

# Let Me Learn

*Let's try some different tasks to see how we learn...*

# Help Me Reflect




My Jigsaw Learning

Dreams & Goals - Piece 2




Ages 5-6

Name .....

I can set a goal and  
work out how to  
achieve it



I can tell you how  
I learn best



*Stop and think about how you  
feel right now...*

