

Computing

Lesson number 6: Communicating Responsibly

Computing systems and networks - Communication

Jane Adamson

Materials from the Teach Computing Curriculum created by the National Centre for Computing Education



OAK
NATIONAL
ACADEMY

In this lesson you will:

Evaluate different methods of online communication



Compare different methods of communicating on the internet



Decide when you should and should not share



Explain that communication on the internet may not be private



Methods of internet communication

There are many ways of communicating using the internet. In this lesson, you are going to focus on these eight methods:

- SMS (short messaging service - does not use the internet)
- Email
- Video call (e.g Facetime)
- Instant messaging (e.g. WhatsApp - web based)
- Blog post
- Video sharing website (e.g. YouTube)
- Micro-blogging (e.g. Twitter, Reddit)
- Website (e.g. BBC news)



Private or Public?

public

something in open view



Credit: Pixabay

private

involving a particular person or group only




Credit: Pixabay



What can you share?



Text



Video



Images




Audio

Credit: Pixabay for
all 4 images



One-to-one or one-to-many?



Credit: Pixabay

One-to-one




Credit: Pixabay

One-to-many




One-way or two-way?



Credit: Pixabay

One-way



Credit: Pixabay

Two-way



Are there adverts?



Credit: Pixabay



Is there an age limit?



Methods of internet communication

In the worksheet for Task 1, you will be given some brief descriptions of methods of communication using the internet.

Use the information to complete a table shown below.

Think about what public or private, and one-way or two-way communication mean.

Type	Public or private	One-way or two-way?
SMS		
Email		



Methods of internet communication

Here is an example of what you will see in the worksheet for Task 1 for a communication method.

SMS is short for ‘Short Message Service’ and is more commonly known as ‘text messaging’. SMS messages are sent from one mobile phone to another and are only visible to the sender or recipient. They can include text, emojis, or images. Some mobile phone users have to pay for each SMS that they send, though many mobile phone contracts now feature unlimited free texts. Messages are sent through mobile networks.

Type	Public or private	One-way or two-way?
SMS	Private	Two-way
Email		





Pause the video to complete your task

Task 1: Methods of Internet Communication

Go to Task 1 in the worksheet.

1. Read through the descriptions for the methods of internet communication
2. Complete the table for the remaining methods of communication entering whether they are public or private, and one-way or two-way.



Resume once you're finished



Task 1 (cont.): Methods of internet communication

Let's go through some model answers.

Type	Public or private	One-way or two-way?
SMS	Private	Two-way
Email	Mostly private	Two-way
Video call	Private	Two-way
Instant messaging	Private	Two-way

Type	Public or private	One-way or two-way?
Blog post	Public	One-way
Video sharing	Public	One-way
Twitter	Public	One-way
Websites	Public	One-way



How can we communicate?

Make arrangements to meet friends

Talk to a friend or relative in another country

Share pictures of a family holiday or special occasion

Advertise a school event (e.g. a play or disco)

Wish someone a happy birthday

Publish a story that you have written



Task 2: How can we communicate?

Think about the scenario, ‘Make arrangements to meet friends.’ Use your knowledge from **Task 1: Methods of internet communication**. Make sure you have your completed sheet handy. Select the criteria and which method(s) of communication from the lists below for three of the scenarios from the previous slide.

Criteria
Public or private?
What media needs to be shared?
One-way or two-way?

Communication Method
SMS
Email
Video call
Instant messaging (WhatsApp)
Blog post
Video sharing (YouTube)
Micro Blogging (Twitter)
Website



Task 2: How can we communicate?

Scenario	Criteria	Method of communication
1. Make arrangements to meet friends	Private, Text/Images/video, Two-way	SMS, Instant Messaging (WhatsApp), Video call
2. Share pictures of a family holiday or special occasion		
3. Wish someone a happy birthday		
4. Talk to a friend or relative in another country		
5. Advertise a school event (e.g. a play or disco)		
6. Publish a story that you have written		





Pause the video to complete your task

Task 2: How can we communicate?

Go to the worksheet for Task 2 and complete the table for 3 of the scenarios. Decide from the criteria and communication methods' lists in the worksheet when completing your table.



Resume once you're finished



Task 2: How can we communicate?

Scenario	Criteria	Method of communication
1. Make arrangements to meet friends	Private, Text/Images/Video, Two-way	SMS, WhatsApp, Video call
2. Share pictures of a family holiday or special occasion	Private, Images, Two-way	Instant Messaging (WhatsApp)
3. Wish someone a happy birthday	Private, Text/Images/Video One or Two-way	SMS, Email, Instant Messaging, Video call
4. Talk to a friend or relative in another country	Private, Audio/Video, Two-way	Video call
5. Advertise a school event (e.g. a play or disco)	Public, Text/Images/Video, One-way	SMS, Email, Blog post, Micro Blogging (Twitter)
6. Publish a story that you have written	Public, Text/Images/Video, One-way or Two-way	Blog post, Micro Blogging (Twitter)



Task 3: Important things to consider when choosing how to communicate

Think about the three most important things that you should consider when choosing how to communicate with someone using the internet. Go to the worksheet and fill in your answers.

1.

2.

3.



Task 3: Important things to consider when choosing how to communicate

Did you come up with some of the answers similar to below?

- Privacy. Certain information should not be shared as it could be misused by other people.
- The number and type of people you are communicating with.
- What you are sharing (Online safety) - the content of your communication
- Responses - do you need a response and how timely do you need it



Share your work with Oak National

If you'd like to, please ask your parent or carer to share your work on **Instagram**, **Facebook** or **Twitter** tagging **@OakNational** and **#LearnwithOak**

