



Autumn Crown

You will need:


- Construction paper
- Tape/stapler
- Ruler
- Scissors
- Glue stick



Cut two strips of construction paper lengthwise about 1.5 inches wide. Staple or tape these two together to create one long strip of paper 1.5 inches wide.



Measure it around the child's head and cut to size.



Using the pattern provided, cut out several leaf shapes and glue them along the length of the strip.



Continue to add as many leaves as you would like, leaving a couple of inches empty at either end.



Tape or staple the two ends of the band together.



