

Tuesday 12th October

Learning to create a new version of our instructions

Remember to:

- Give your instructions a new title.
- Decide what you will need to make your sandwich.
- Add bossy verbs to your instructions.

Learning to create a new version of our instructions

Let's remind
ourselves
of the disgusting
sandwich
instructions
we looked at last
week.

How to make a disgusting sandwich

Have you ever imagined being a very hungry badger in need of a sandwich? What would you have on it and how would you make it? Read and follow the instructions to make a very disgusting sandwich.

What you will need:

2 slices of bread
1 scoop of peanut butter
Gritty sand
Smelly, goopy, green pondweed
Ants
Grimy feathers
Slimy slugs



What you need to do:

1. Spread the peanut butter onto the bread.
2. Dip the sandwich in gritty sand.
3. Dunk the sandwich in goopy, green pondweed.
4. Sprinkle with ants.
5. Add some grimy feathers.
6. Top with slippery slug slime.
7. Enjoy your sandwich!

Learning to create a new version of our instructions

We are going to create a new
version
of the instructions

Let's start with the title.
Can you remember the new words
(synonyms) you came up with for
disgusting?

Learning to create a new version of our instructions

Disgusting

dreadful

horrid

hideous

gross

nasty

terrible

atrocious

revolting

ghastly

horrible

repulsive

awful

nauseating


horrendous

yucky

Learning to create a new version of our instructions

What title shall we give our instructions?
Think of the words we used instead of disgusting.

Add our title to your text map instructions









How to make a sandwich

Learning to create a new version of our instructions

Let's think about the introduction to the instructions.

What could we change the badger for?

Have   being a very hungry ____?
 and   to make a 

Have you ever imagined being a very hungry badger in need of a sandwich?

Read and follow the instructions to make a very _____ sandwich.

copy onto Thurs/Fri pages

Learning to create a new version of our instructions

What will we need to make it?
Add the ingredients to your list.

What you will need:

2 slices of _____

1 large scoop of _____

Some _____

Some _____

An army of _____

A pile of _____

4 or 5 _____

copy onto Thurs/Fri pages

Learning to create a new version of our instructions

Now add the ingredients list to your instructions.

the bread.
d.
green pondweed.

What you need to do:





Dip the



Dunk



in some _____

Sprinkle

Add some


Spread some

_____ over the top

Enjoy



copy onto Thurs/Fri pages



Wednesday 13th October

Learning to use bossy verbs



Remember to:


- Identify the bossy verbs in the text.
- Create a bank of new verbs.
- Write sentences using the verbs.

Learning to use bossy verbs



What are bossy words?

Why do we use them?



They are also known as
imperative verbs

Learning to use bossy verbs

Let's identify the bossy words in the text.

What you need to do:

1. Spread the peanut butter onto the bread.
2. Dip the sandwich in gritty sand.
3. Dunk the sandwich in goopy, green pondweed.
4. Sprinkle with ants.
5. Add some grimy feathers.
6. Top with slippery slug slime.
7. Enjoy your sandwich!



Could we write or follow instructions without using them?

Learning to use bossy verbs

Let's create a bank of new bossy verbs to put on our washing line that we could use in instructions.

Learning to use bossy verbs

Here are some more you could use

Bossy Verbs



add	colour	face	move	run	stretch
bake	cook	fill	paint	score	take
beat	cut	fold	pick	skip	tear
bend	draw	fry	pour	spoon	turn
boil	eat	mix	rotate	step	walk

Learning to use bossy verbs

Choose a bossy verb from the list and think of an instructional sentence to tell your partner. Your sentences do not have to be about making sandwiches.

"Mix red and blue paint to make purple."



Where, in the sentence is the bossy verb?

Learning to use bossy verbs

Now you are going to think of and write some instructional sentences using the bossy verbs we thought of earlier.



Thursday 14th October

Learning to write our new version of the instructions.

Remember to:

- Use the class text map.
- Write the title
- Write 'What you need' and list
- Write 'What you need to do'
- Write the instructions
- Use bossy verbs
- Use a capital letter and full stop for every sentence

Learning to write our new version of the instructions.

Copy of class text map from Tuesday

Learning to write our new version of the instructions.

How to make a Sandwich

What you need


Learning to write our new version of the instructions.


What you need to do

1.

Learning to write our new version of the instructions.

Thursday and Friday
October 14th/15th
*Learning to write our new
version of the instructions*





Friday 15th October

Learning to write our new version of the instructions.

Remember to:

- Use the class text map.
- Write the title
- Write 'What you need' and list
- Write 'What you need to do'
- Write the instructions
- Use bossy verbs
- Use a capital letter and full stop for every sentence

Learning to write our new version of the instructions.

Copy of class text map from Tuesday

Learning to write our new version of the instructions.

What you need to do

1.

Learning to write our new version of the instructions.

Learning to write our new version of the instructions.